

# Flower Sorting Activity

## Purpose

To learn to classify flowers based on observation

## Age group

K-1st grade

## Materials

-Have the children collect 6-12 flowers of different colors, sizes, and petal numbers (per pair of participants). Please do not harvest flowers unless you have permission from the land-owner. Picking flowers is not permitted at Polly Hill Arboretum. If you can't collect flowers, you can print and cut out the attached photos.

-Egg carton

-Print and cut out one set of the attached game cards for every two people

## Directions

1. Put the participants into groups of two (parent and child, siblings)
2. Lay the flowers out so both players can see them
3. Put the egg carton and playing cards between the two players
4. One player pulls a card and places all the flowers that match the description on the card into the egg carton. Take the flowers out and have the other play pick a card. Repeat.

As you are playing you should ask these questions:

-How are these flowers the same? How are they different?

-What is the most common feature? What is the most different feature?



-How many flower are pink? Blue? Purple and small? Yellow and small?

-Do all pint flowers have 3 petals?




-Do all white flowers have 4 petals?

This activity can be adapted to rocks, seeds, or leaves.


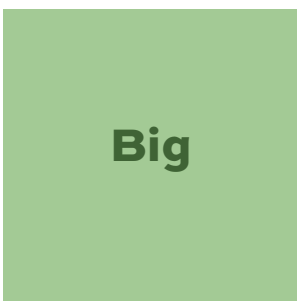
## Flower Color



## Number of petals/sides



## Size



Flowers

